

Shrimati Savitarani Narayandas Jawandhiya (S.S.N.J.) Mahavidyalaya, Deoli
Dist. Wardha. (Maharashtra)

2.7.1 Student Satisfaction Survey


ANALYSIS OF STUDENT SATISFACTION SURVEY : 2015-16

DEPARTMENT OF COMMERCE

Sl. No.	Department of Commerce	Class	Total No of Respondents	Remarks and suggestions
1. 2. 3. 4. 5. 6. 7.	Subjects : Principles of Management Company Law and Secretarial Practice Fundamentals of Statistics and Computer Financial Accounting Business Economics Compulsory English Compulsory Marathi	B.Com I B.Com I B.Com I B.Com I B.Com I B.Com I B.Com I	33	<p>Students are happy with the faculty as a whole. They are satisfied with the teaching methods and the teaching-learning process. The central library is good enough. Classes are held regularly. The curriculum is relevant. Teachers generate interest in students. They are committed too. Co-curricular activities are encouraged. The communication skill of the faculty is remarkable.</p> <p>The common room may be better equipped with more dust bins and sanitary napkins. Sports facilities are to be improved.</p>
1. 2. 3. 4. 5. 6. 7.	Subjects : Financial Accounting Cost Accounting Monetary Economics Compulsory English Compulsory Marathi Company Law and Secretarial Practice Advertising and Sales Management	B.Com II B.Com II B.Com II B.Com II B.Com II B.Com II B.Com II	33	
1. 2. 3. 4. 5. 6.	Subjects : Industrial Services and Marketing Auditing and Income Tax Financial Accounting Indian Economics Business Law Business communication and Management	B.Com III B.Com III B.Com III B.Com III B.Com III B.Com III	34	
Total Respondents			100	



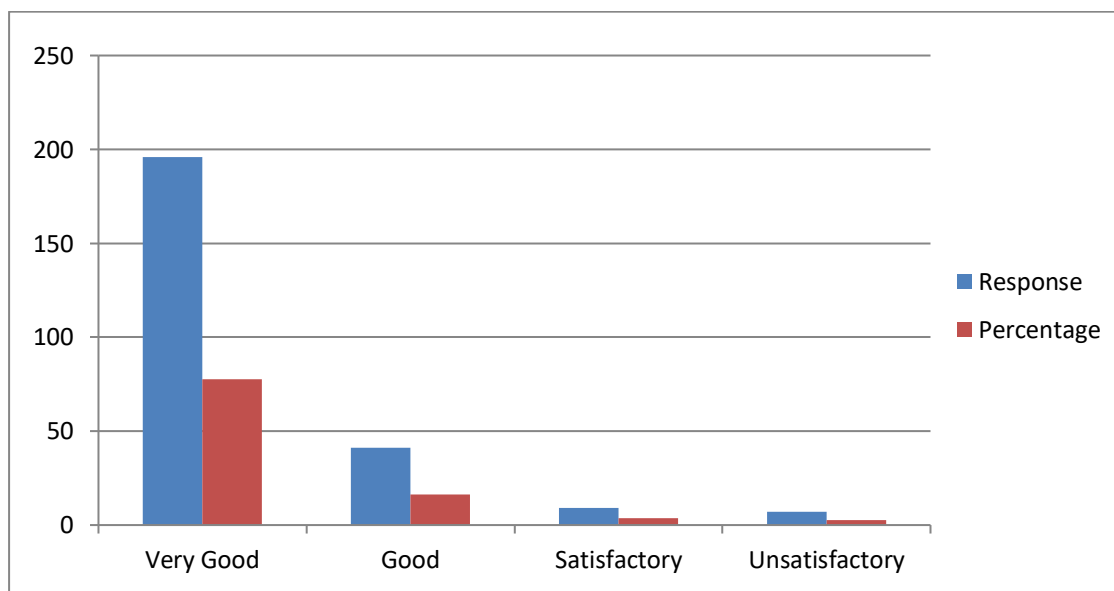
Dr. D. S. Dabade
Co-ordinator



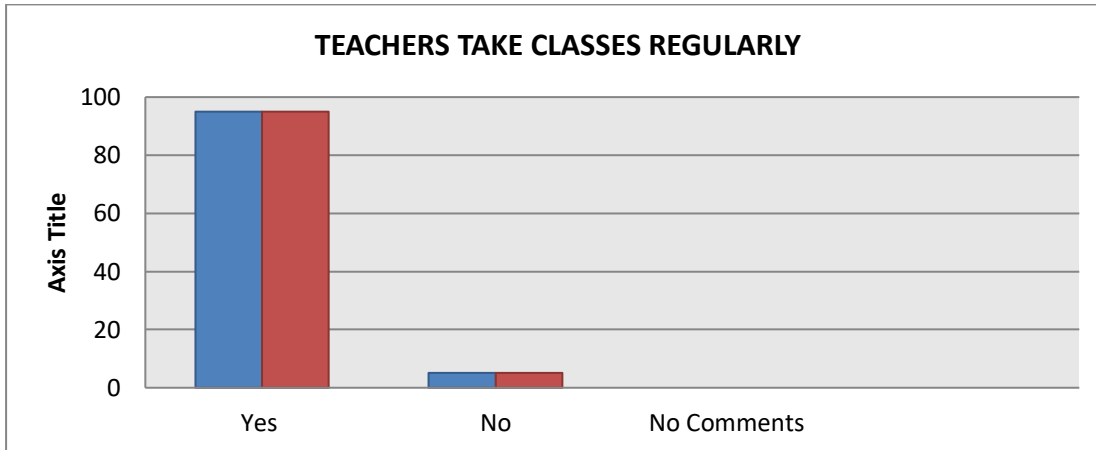
Dr. S. R. Upadhyaya
Principal

2.7.1 Student Satisfaction Survey

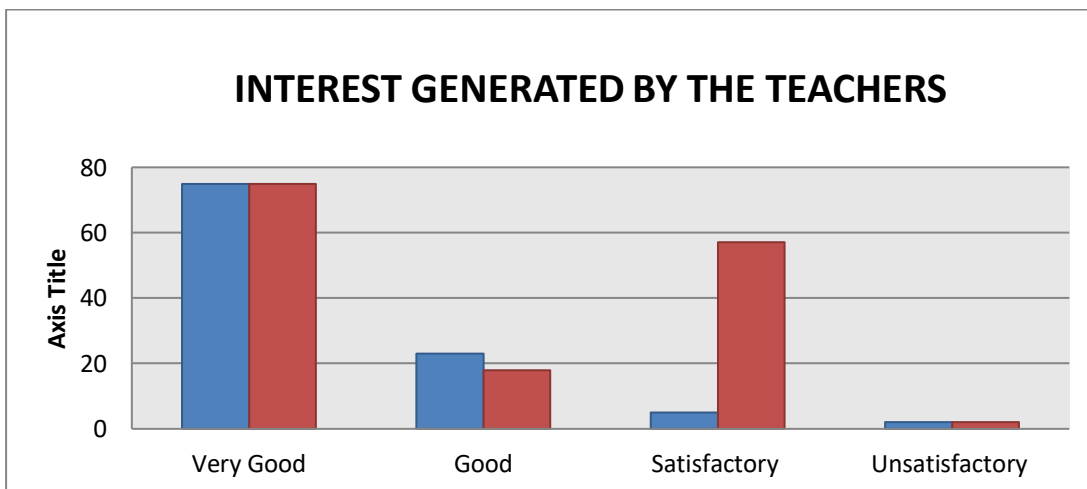
DEPARTMENT OF COMMERCE				
ANALYSIS OF STUDENT FEEDBACK FOR : 2015-2016				
STANDARD OF TEACHING				
	Very Good	Good	Satisfactory	Unsatisfactory
Response	70	20	7	3
Percentage	70	20	7	3



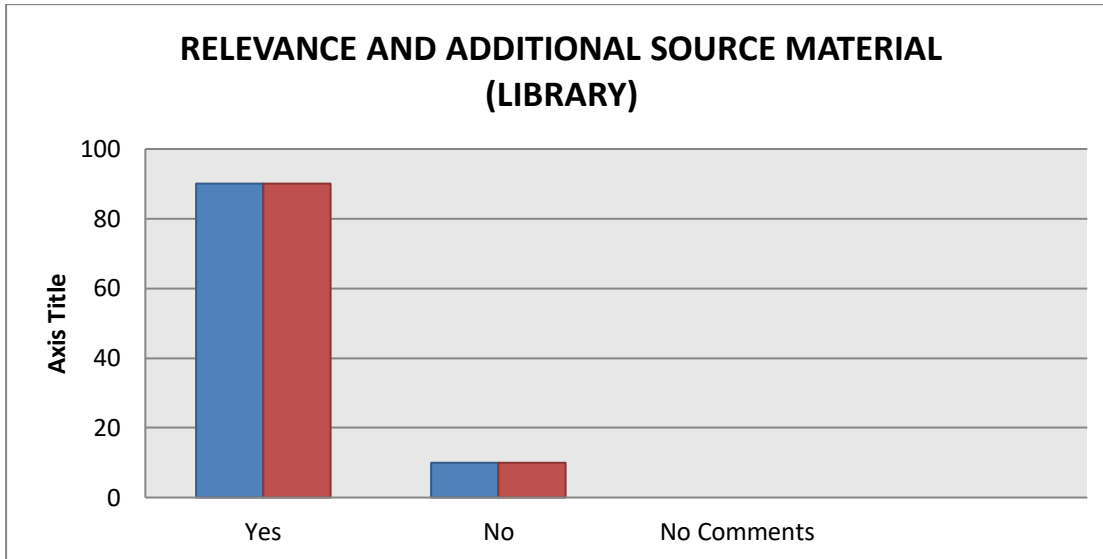
TEACHERS TAKE CLASSES REGULARLY			
	Yes	No	No Comments
Response	95	5	0
Percentage	95	5	



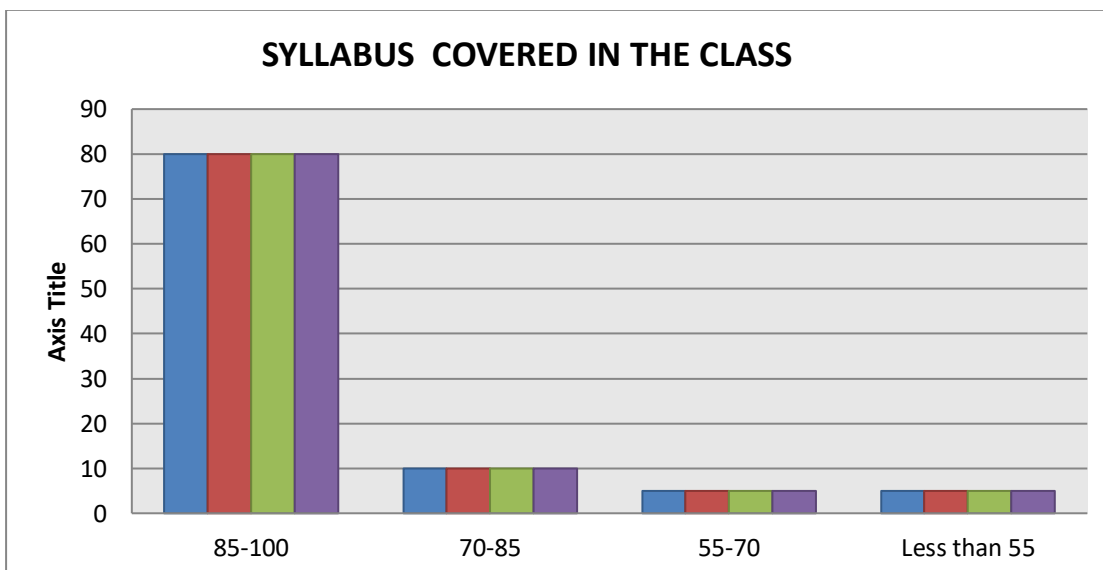
INTEREST GENERATED BY THE TEACHERS				
	Very Good	Good	Satisfactory	Unsatisfactory
Response	75	23	5	2
Percentage	75	18	57	2



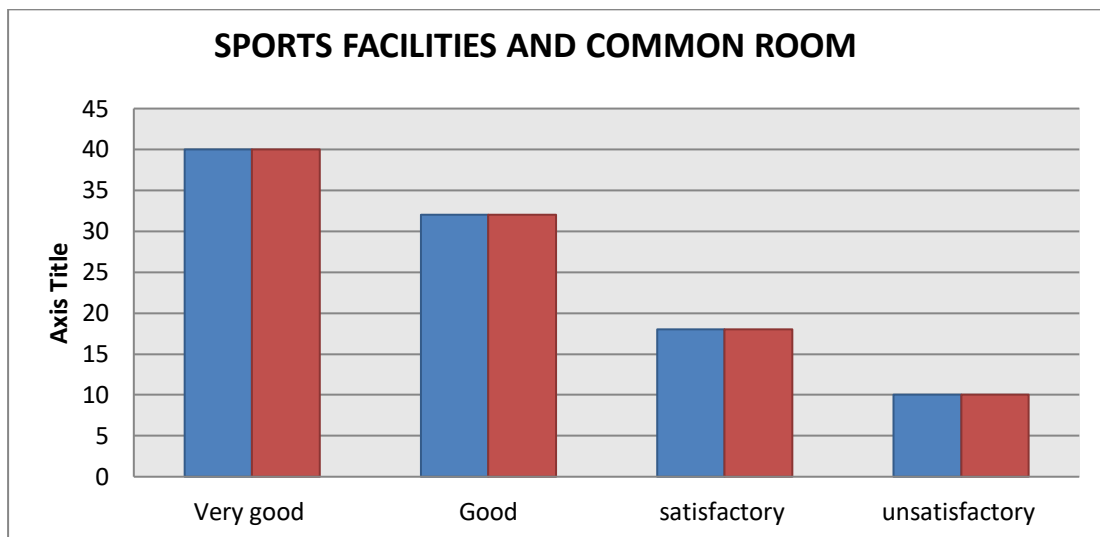
RELEVANCE AND ADDITIONAL SOURCE MATERIAL (LIBRARY)			
	Yes	No	No Comments
Response	90	10	0
Percentage	90	10	



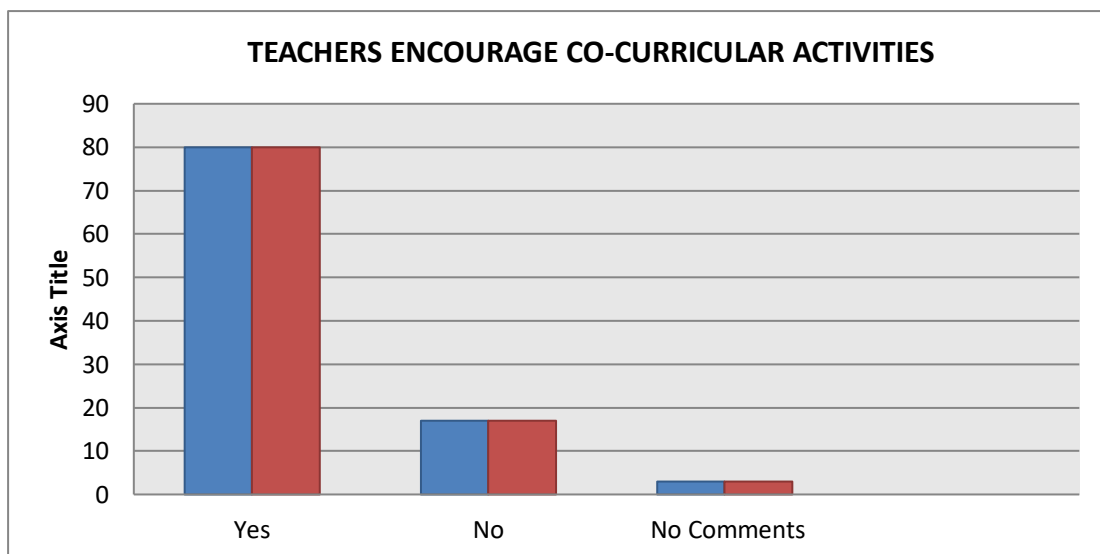
SYLLABUS COVERED IN THE CLASS				
	85-100	70-85	55-70	Less than 55
Response	80	10	5	5
Percentage	80	10	5	5



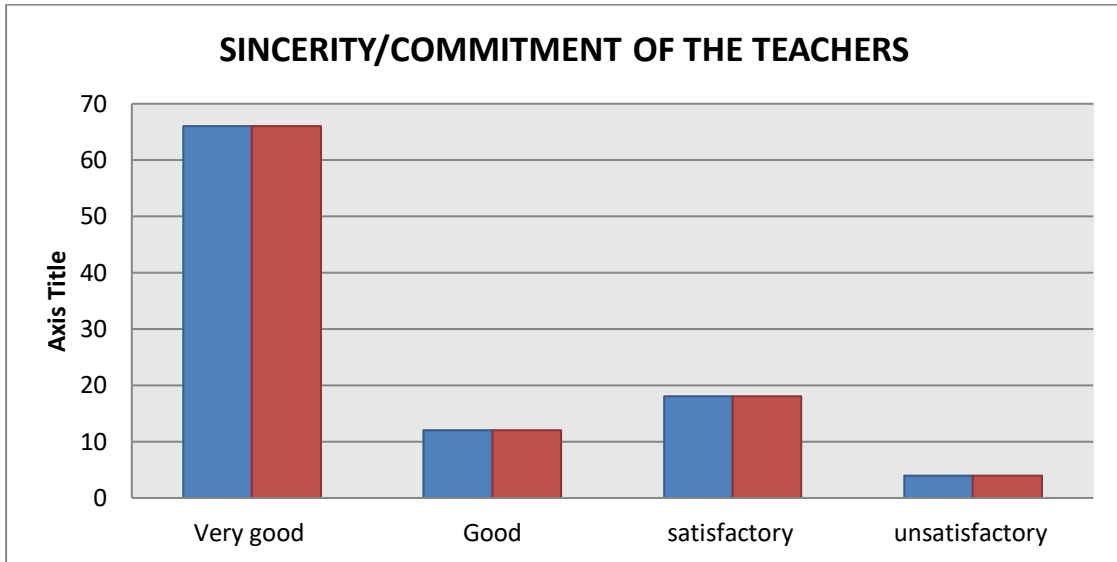
SPORTS FACILITIES AND COMMON ROOM				
	Very good	Good	satisfactory	unsatisfactory
Response	40	32	18	10
Percentage	40	32	18	10



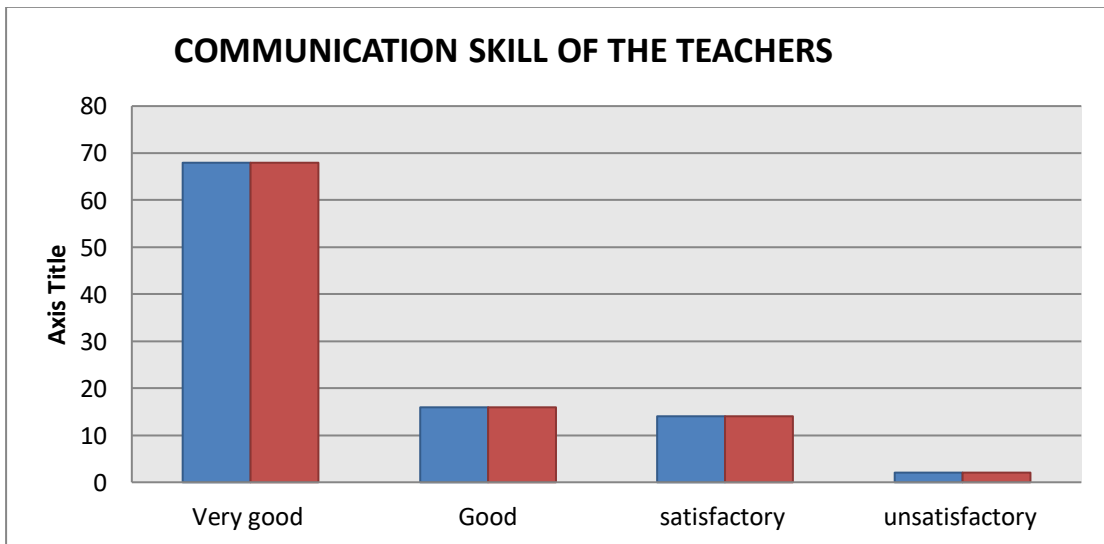
TEACHERS ENCOURAGE CO-CURRICULAR ACTIVITIES			
	Yes	No	No Comments
Response	80	17	3
Percentage	80	17	3



SINCERITY/COMMITMENT OF THE TEACHERS				
	Very good	Good	satisfactory	unsatisfactory
Response	66	12	18	4
Percentage	66	12	18	4



COMMUNICATION SKILL OF THE TEACHERS				
	Very good	Good	satisfactory	unsatisfactory
Response	68	16	14	2
Percentage	68	16	14	2




**Shrimati Savitarani Narayandas Jawandhiya (S.S.N.J.) Mahavidyalaya, Deoli
Dist. Wardha. (Maharashtra)**

2.7.1 Student Satisfaction Survey

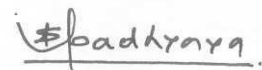
ANALYSIS OF STUDENT SATISFACTION SURVEY : 2015-16

DEPARTMENT OF HUMANITIES

Sl. No.	Department of Humanities	Class	Total No of Respondents	Remarks and suggestions
1.	Subjects : Compulsory English	B.A. I B.A. II B.A. III	36	Student's feedback on the faculty members of the department is very good. Students are satisfied with the faculty members in respect of completion of syllabus, teaching-learning process, discipline and commitment. Sufficient reading materials are available in the college library like books, journals, news-papers etc. Interest is generated by the teachers in classroom on several topics.
2.	Compulsory Marathi	B.A. I B.A. II B.A. III	39	
3.	History	B.A. I B.A. II B.A. III	36	
4.	Economics	B.A. I B.A. II B.A. III	27	
5.	Sociology	B.A. I B.A. II B.A. III	50	
6.	Home-Economics	B.A. I B.A. II B.A. III	25	
7.	Marathi Literature	B.A. I B.A. II B.A. III	27	
8.	Fashion Designing	B.A. I B.A. II B.A. III	03	
9.	Political Science	B.A. I B.A. II B.A. III	10	
	Total Respondents		253	



Dr. D. S. Dabade
Co-ordinator

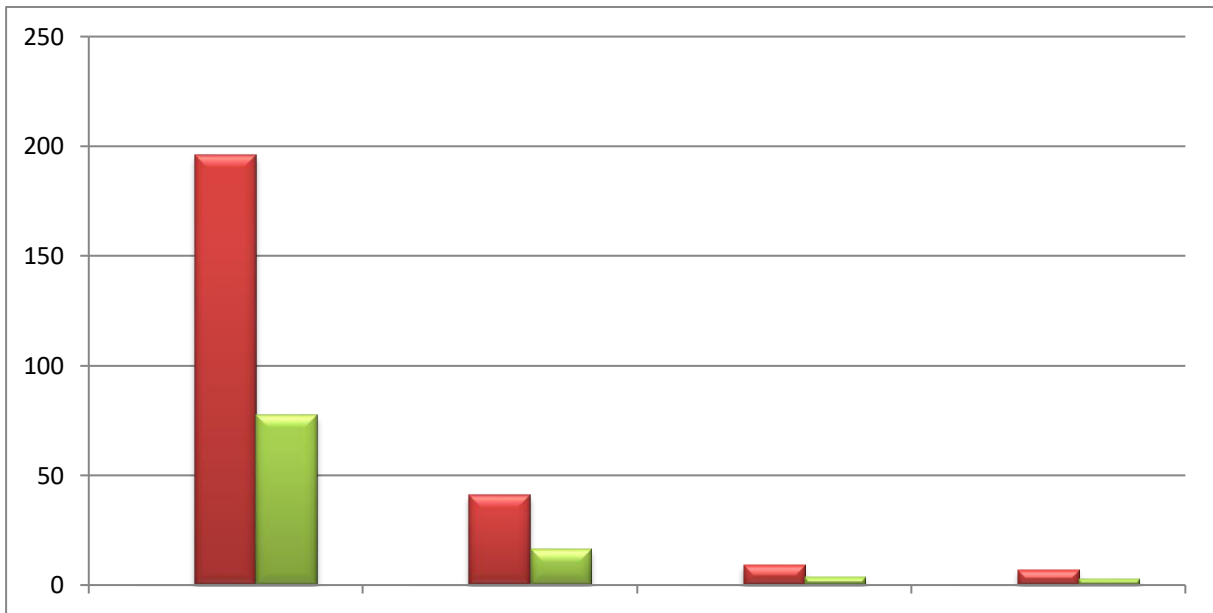


Dr. S. R. Upadhyaya
Principal

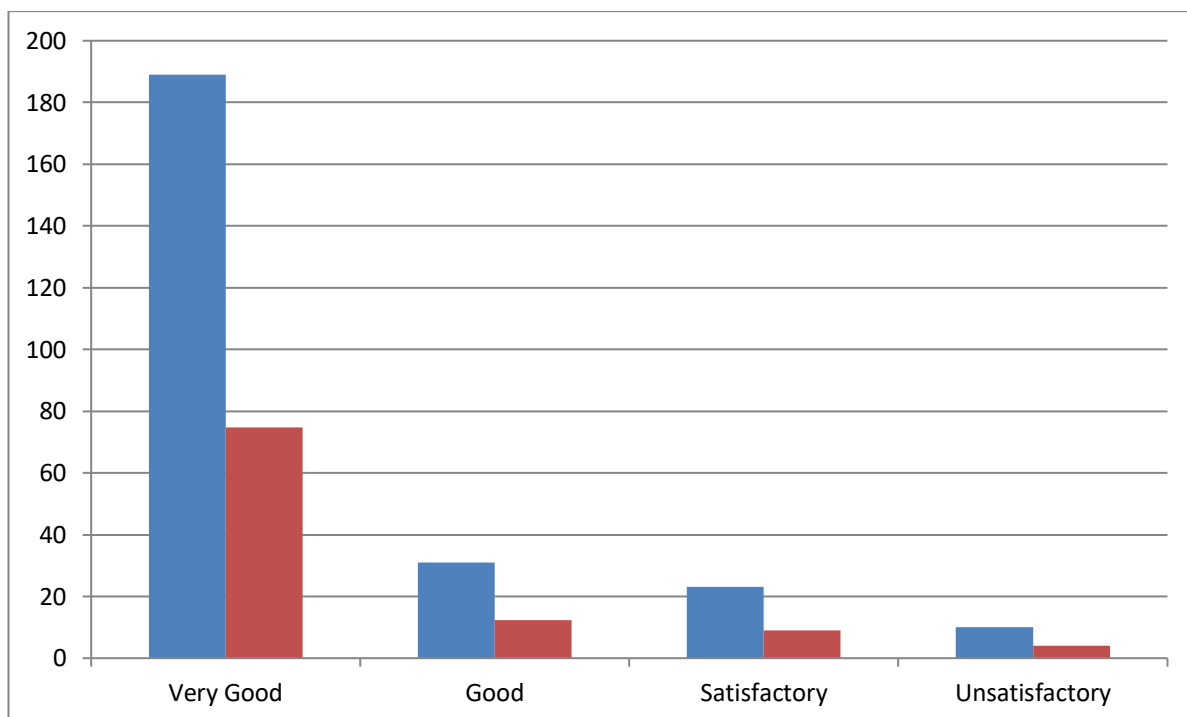
Shrimati Savitarani Narayandas Jawandhiya (S.S.N.J.) Mahavidyalaya, Deoli
Dist. Wardha. (Maharashtra)

2.7.1 Student Satisfaction Survey

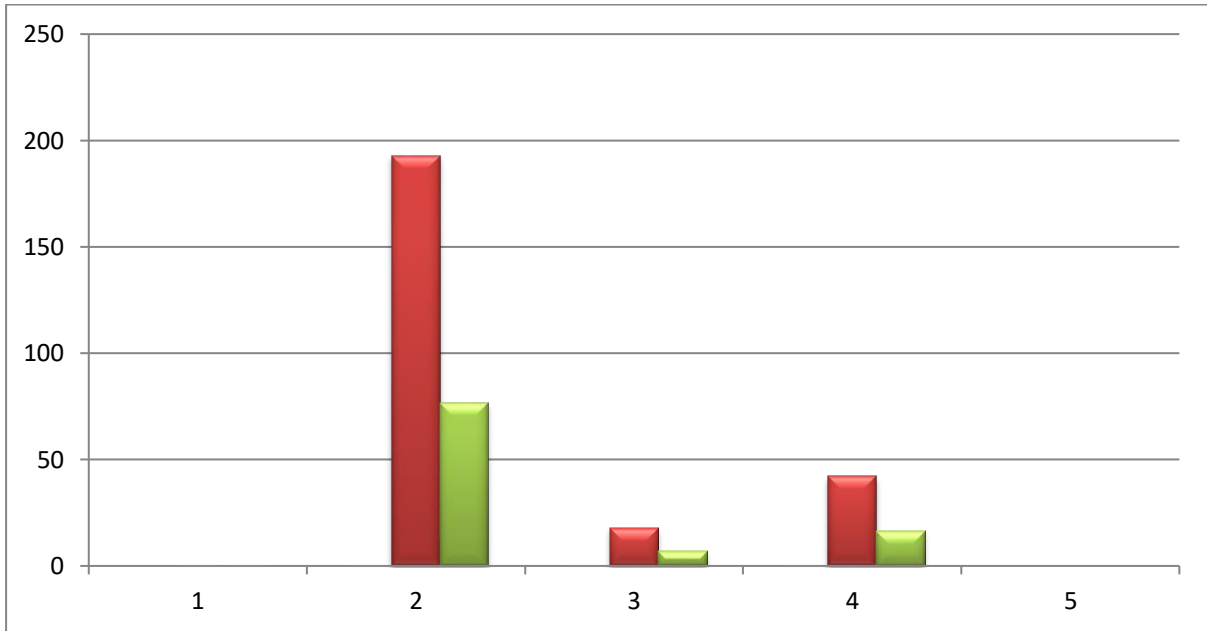
DEPARTMENT OF HUMANITIES				
ANALYSIS OF STUDENT FEEDBACK FOR : 2015-2016				
STANDARD OF TEACHING				
	Very Good	Good	Satisfactory	Unsatisfactory
Response	196	41	9	7
Percentage	77.47	16.21	3.56	2.75



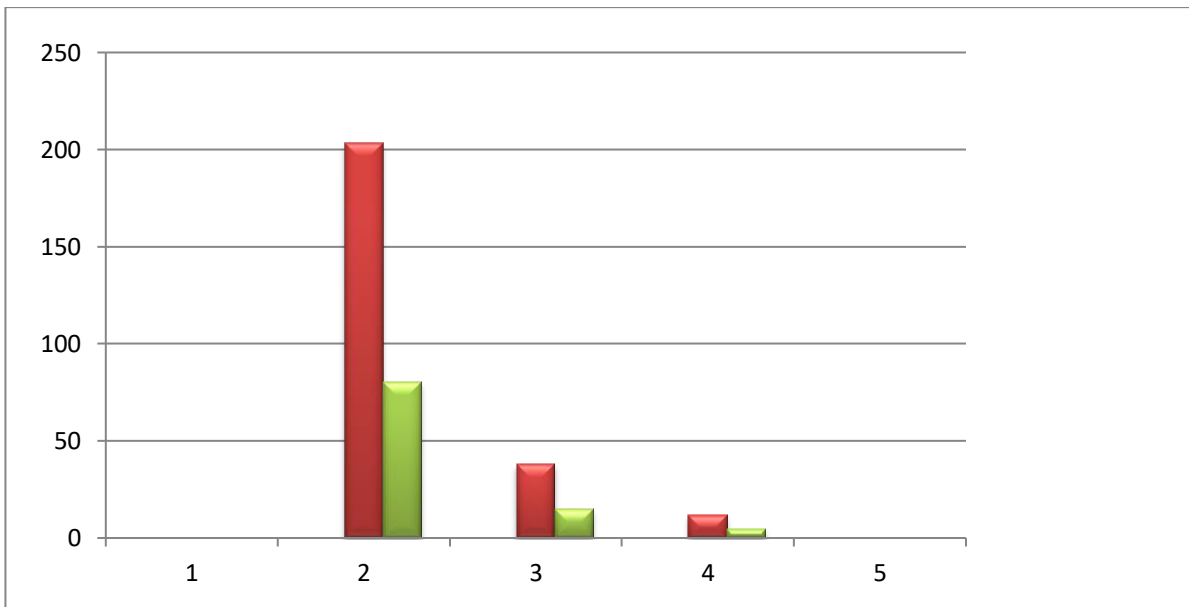
INTEREST GENERATED BY THE TEACHERS				
	Very Good	Good	Satisfactory	Unsatisfactory
Response	189	31	23	10
Percentage	74.71	12.25	9.09	3.95



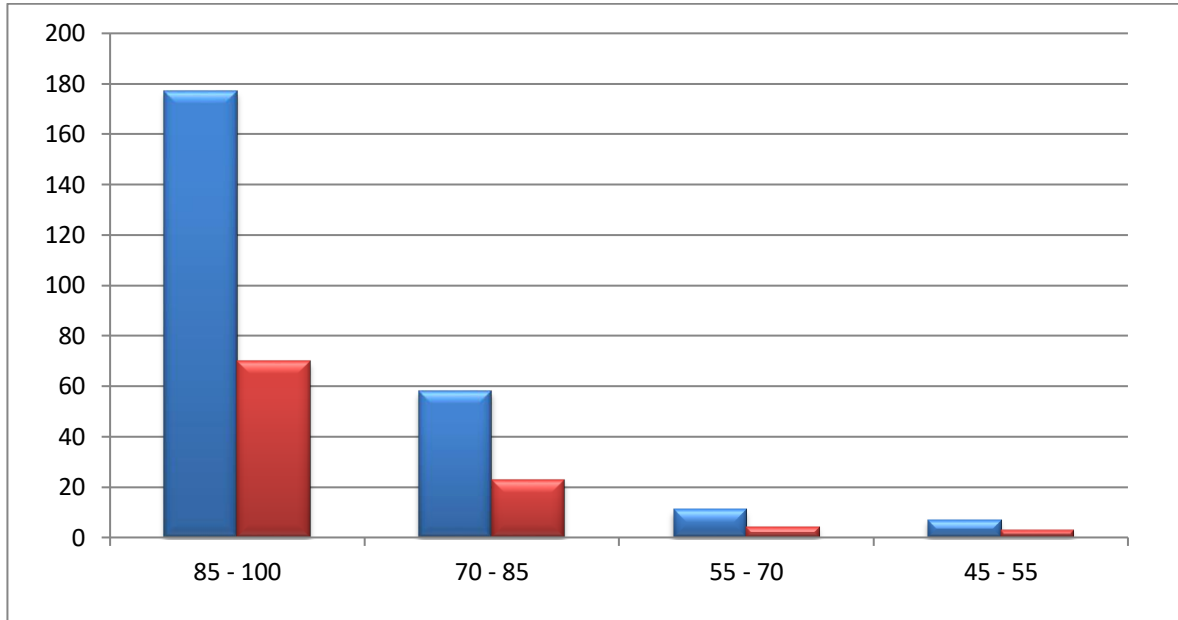
RELEVANCE AND ADDITIONAL SOURCE MATERIAL (LIBRARY)			
	Yes	No	No Comment
Response	193	18	42
Percentage	76.28	7.11	16.61



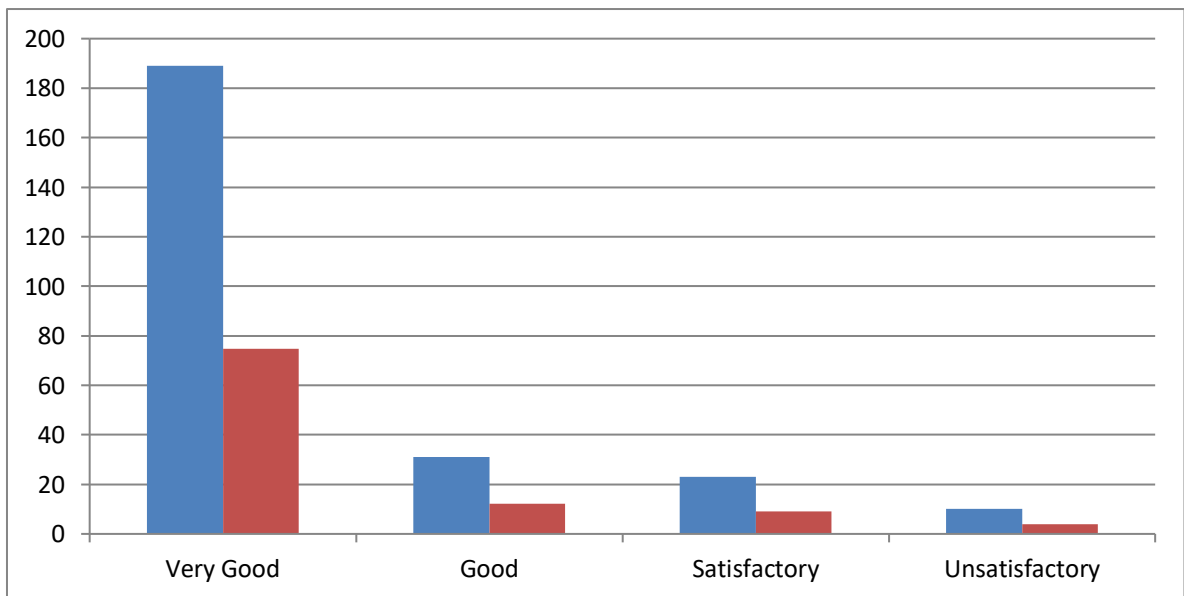
TEACHERS TAKE CLASSES REGULARLY			
	Yes	No	No Comments
Response	203	38	12
Percentage	80.24	15.02	4.74



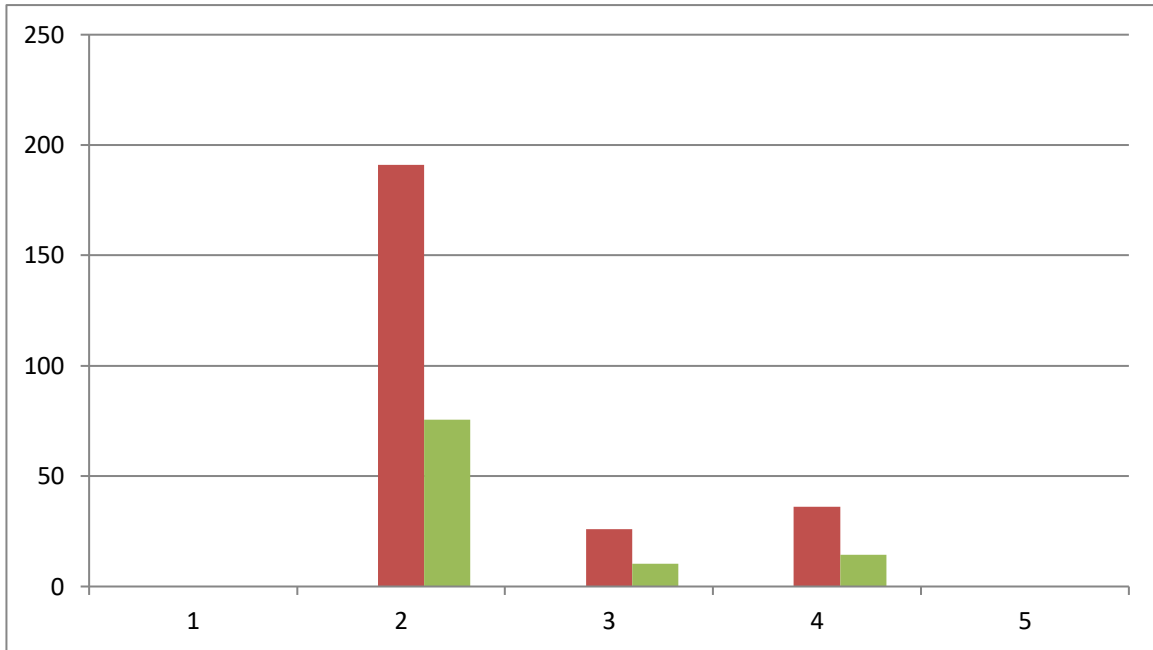
SYLLABUS COVERED IN THE CLASS				
	85 - 100	70 - 85	55 - 70	45 - 55
Response	177	58	11	7
Percentage	69.96	22.92	4.35	2.77



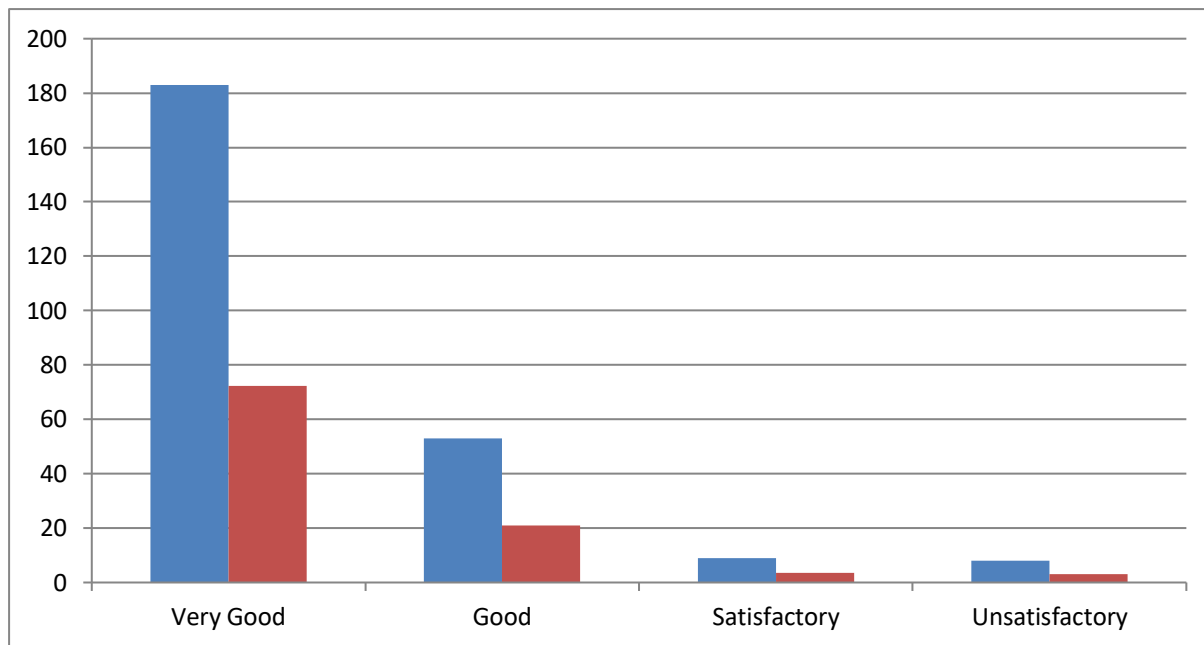
SPORTS FACILITIES AND COMMON ROOM				
	Very Good	Good	Satisfactory	Unsatisfactory
Response	189	31	23	10
Percentage	74.71	12.25	9.09	3.95



TEACHERS ENCOURAGE CO-CURRICULAR ACTIVITIES			
	Yes	No	No Comments
Response	191	26	36
Percentage	75.49	10.28	14.23



SINCERITY / COMMITMENT OF THE TEACHERS				
	Very Good	Good	Satisfactory	Unsatisfactory
Response	183	53	9	8
Percentage	72.23	20.95	3.56	3.16



COMMUNICATION SKILLS OF THE TEACHERS				
	Very Good	Good	Satisfactory	Unsatisfactory
Response	179	49	16	9
Percentage	70.75	19.37	6.32	3.56

