


2.7.1 Student Satisfaction Survey


ANALYSIS OF STUDENT SATISFACTION SURVEY : 2014-15

DEPARTMENT OF COMMERCE

Sl. No.	Department of Commerce	Class	Total No of Respondents	Remarks and suggestions
1. 2. 3. 4. 5. 6. 7.	Subjects : Principles of Management Company Law and Secretarial Practice Fundamentals of statistics and Computer Financial Accounting Business Economics Compulsory English Compulsory Marathi	B.Com I B.Com I B.Com I B.Com I B.Com I B.Com I B.Com I	28	The feedback of students on the faculty is very good. Students are happy with the teachers of the department regarding the teaching-learning process, teaching methods and discipline. Reading materials in the library are adequate. Teachers generate interest in the students. Group discussion, seminars, industrial visits, PPT etc. are organised. Infrastructural facilities are good enough. Sports facilities are provided. Cultural programmes are held for the development of students' talent. Extension activities are carried out through NCC and NSS. ICT facilities like Interactive Board, OHP and LCD Projector are made use of. Students suggested improvement in cleanliness steps. More ICT facilities were demanded. More attention is to be paid to games and sports activities.
1. 2. 3. 4. 5. 6. 7.	Subjects : Business Communication and Management Business Industrial Law Financial Accounting Cost Accounting Monetary Economics Compulsory English Compulsory Marathi	B.Com II B.Com II B.Com II B.Com II B.Com II B.Com II B.Com II	39	
1. 2. 3. 4. 5. 6.	Subjects : Industrial services and Marketing Auditing and Income Tax Financial Accounting Indian Economics Business Law Business Communication and Management	B.Com III B.Com III B.Com III B.Com III B.Com III B.Com III	27	
Total Respondents			94	



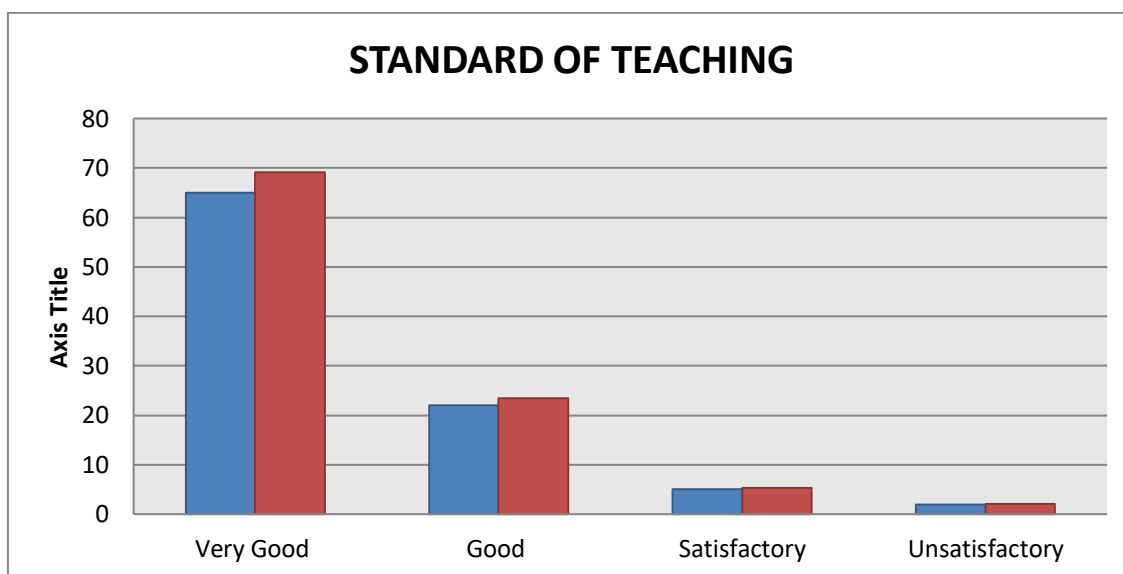
Dr. D. S. Dabade
Co-ordinator



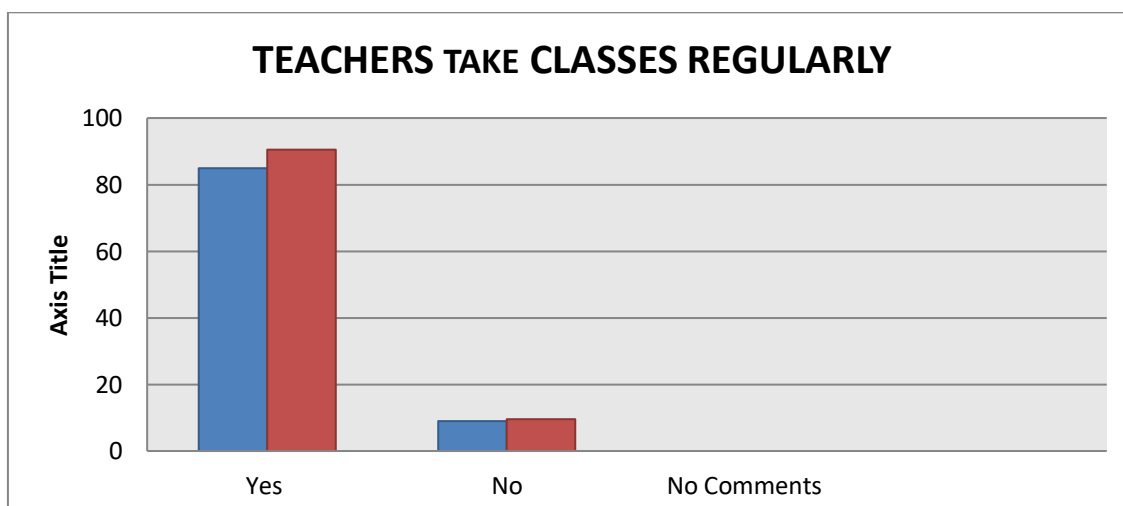
Dr. S. R. Upadhyaya
Principal

2.7.1 Student Satisfaction Survey

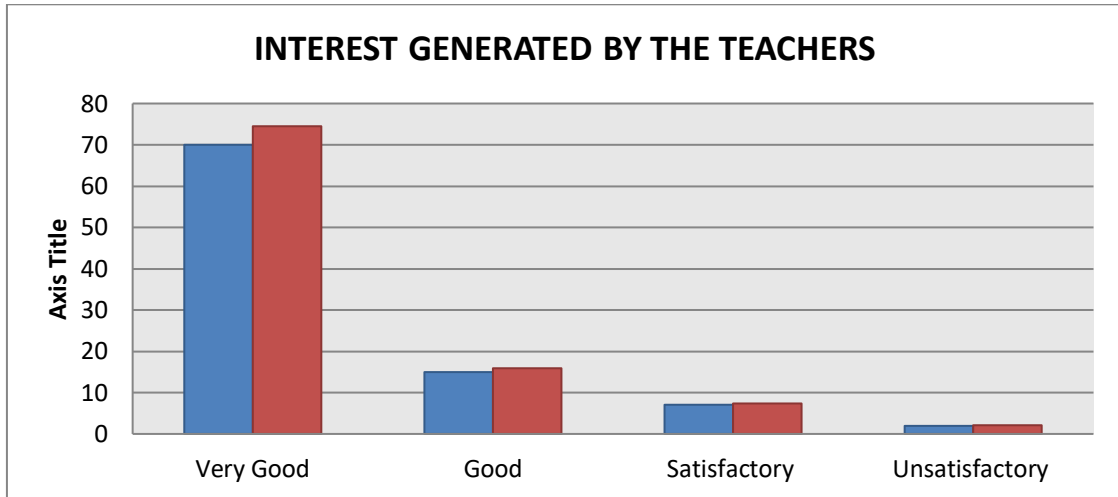
DEPARTMENT OF COMMERCE				
ANALYSIS OF STUDENT FEEDBACK FOR : 2014-2015				
	Very Good	Good	Satisfactory	Unsatisfactory
Response	65	22	5	2
Percentage	69.17	23.4	5.31	2.12



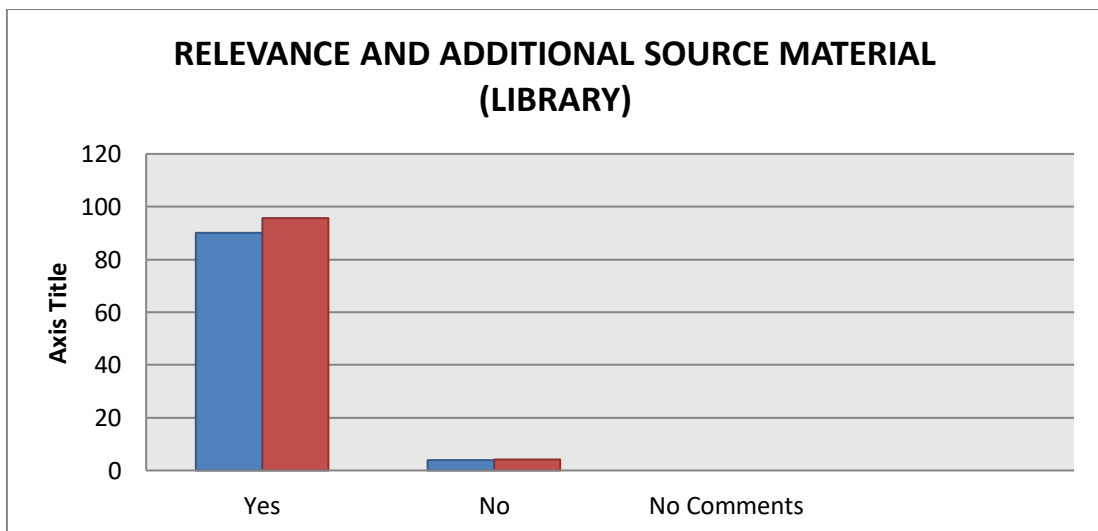
TEACHERS TAKE CLASSES REGULARLY			
	Yes	No	No Comments
Response	85	9	0
Percentage	90.42	9.57	



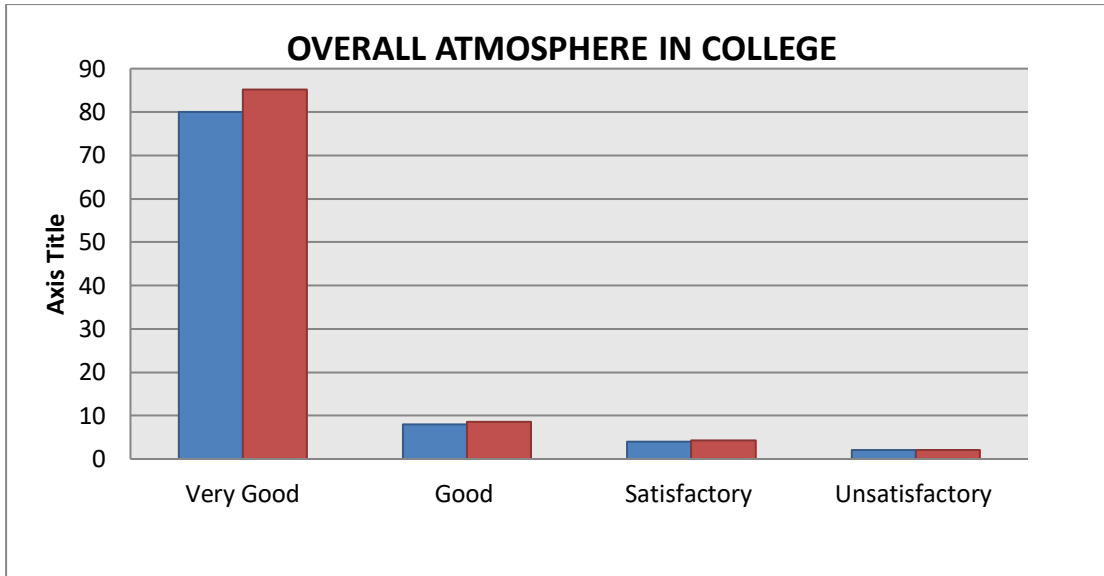
INTEREST GENERATED BY THE TEACHERS				
	Very Good	Good	Satisfactory	Unsatisfactory
Response	70	15	7	2
Percentage	74.47	15.96	7.45	2.12



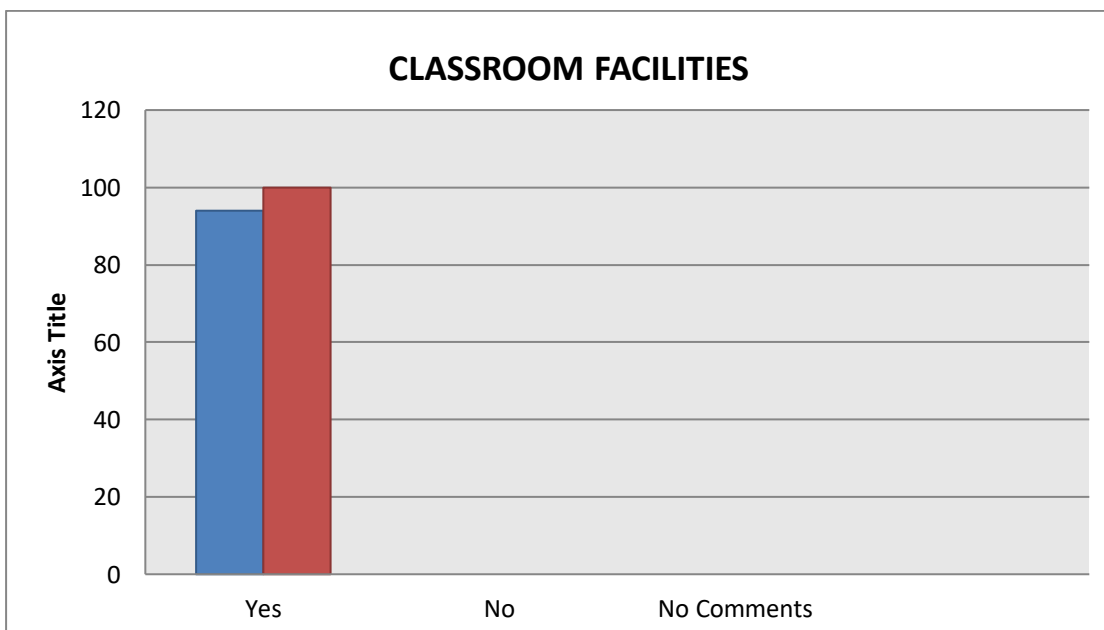
RELEVANCE AND ADDITIONAL SOURCE MATERIAL (LIBRARY)			
	Yes	No	No Comments
Response	90	4	0
Percentage	95.74	4.26	



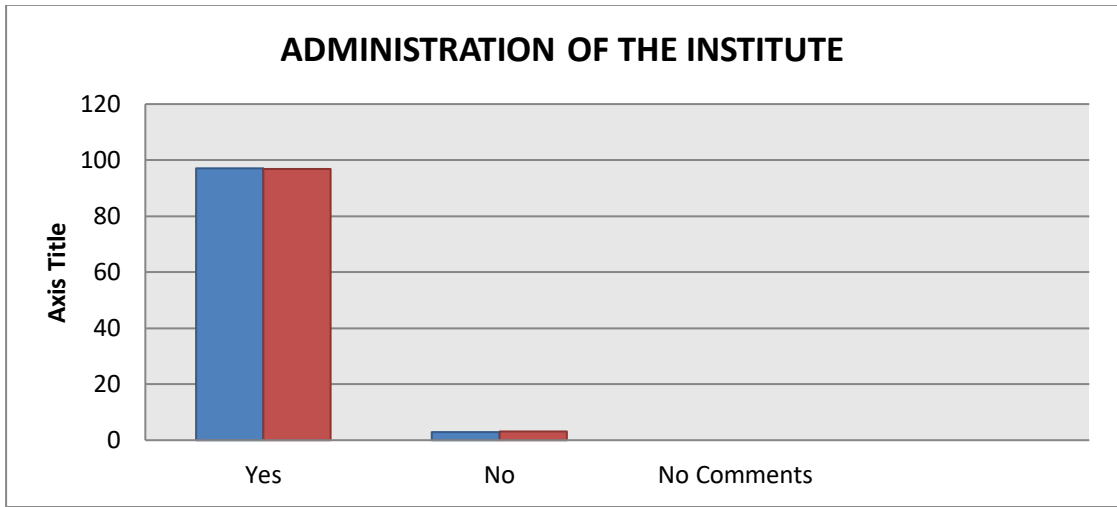
OVERALL ATMOSPHERE IN COLLEGE				
	Very Good	Good	Satisfactory	Unsatisfactory
Response	80	8	4	2
Percentage	85.11	8.51	4.26	2.12



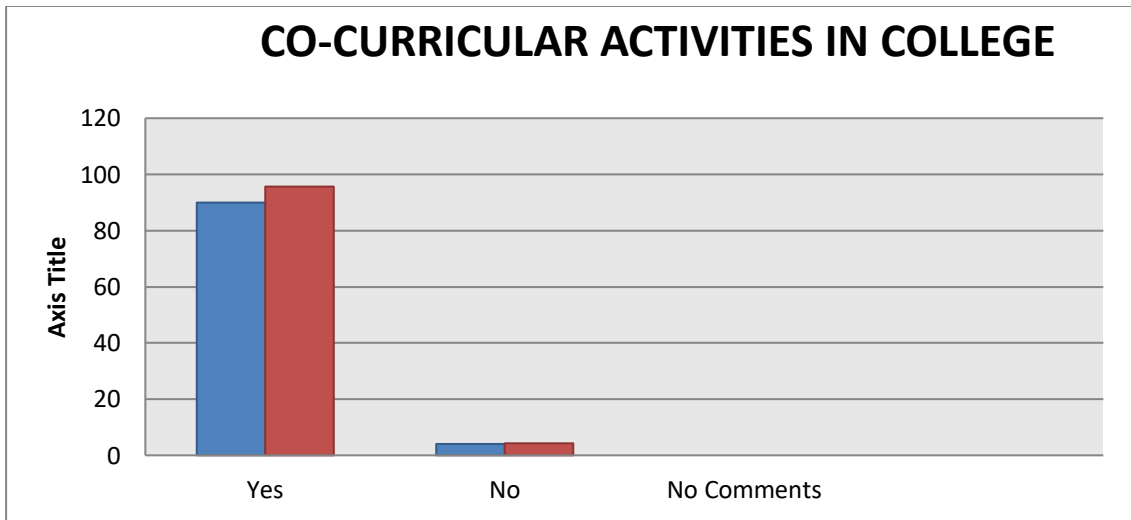
CLASSROOM FACILITIES			
	Yes	No	No Comments
Response	94	0	0
Percentage	100	0	0



ADMINISTRATION OF THE INSTITUTE			
	Yes	No	No Comments
Response	97	3	0
Percentage	96.81	3.19	0



CO-CURRICULAR ACTIVITIES IN COLLEGE			
	Yes	No	No Comments
Response	90	4	0
Percentage	95.74	4.26	0




2.7.1 Student Satisfaction Survey


ANALYSIS OF STUDENT SATISFACTION SURVEY : 2014-15

DEPARTMENT OF HUMANITIES

Sl. No.	Department of Humanities	Class	Total No of Respondents	Remarks and suggestions
1.	Subjects : Compulsory English	B.A. I B.A. II B.A. III	27	Feedback of the students on the faculty members is very good. Students are very much satisfied with the faculty members in respect of completion of syllabus, teaching-learning process, discipline and commitment. Sufficient reading materials are available in the college library like books, journals etc. Interest is generated by the teachers in class room on several topics. We organized group discussion, seminars, visits, power point presentation etc. for the welfare of the students.
2.	Compulsory Marathi	B.A. I B.A. II B.A. III	36	
3.	History	B.A. I B.A. II B.A. III	36	
4.	Economics	B.A. I B.A. II B.A. III	21	
5.	Sociology	B.A. I B.A. II B.A. III	41	
6.	Home-Economics	B.A. I B.A. II B.A. III	24	
7.	Marathi Literature	B.A. I B.A. II B.A. III	27	
8.	Fashion Designing	B.A. I B.A. II B.A. III	05	
9.	Political Science	B.A. I B.A. II B.A. III	13	
	Total Respondents		230	

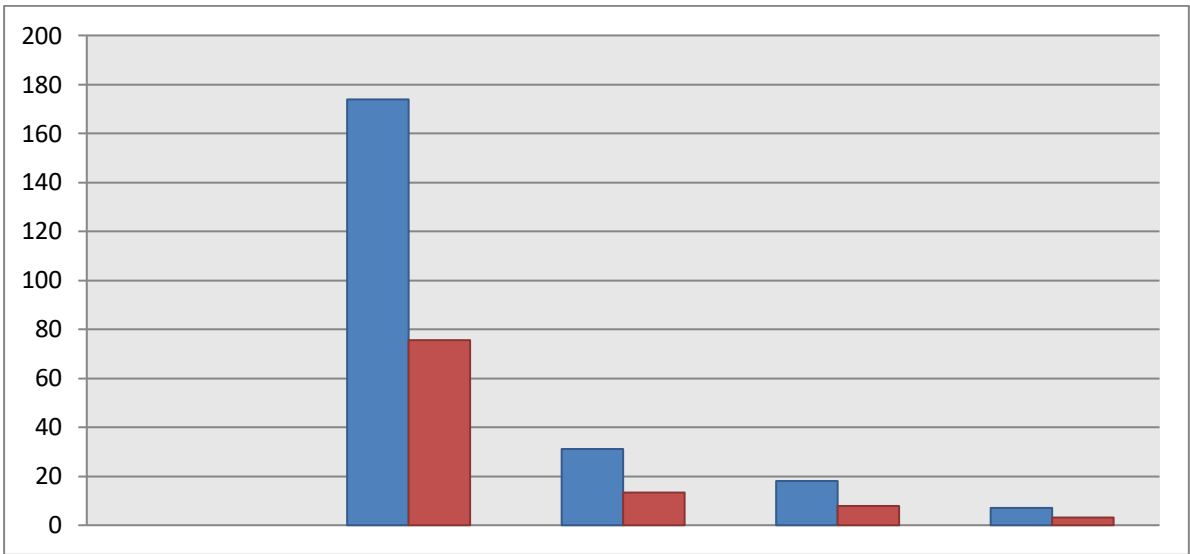


Dr. D. S. Dabade
Co-ordinator

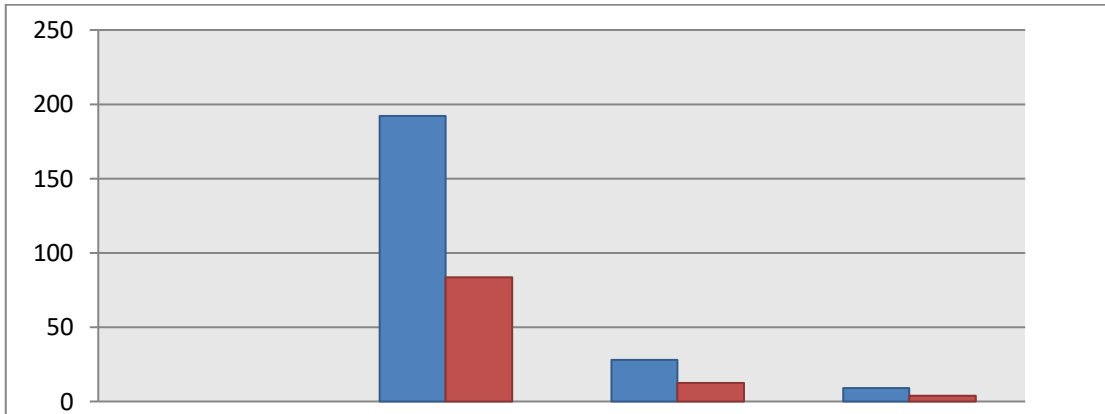


Dr. S. R. Upadhyaya
Principal

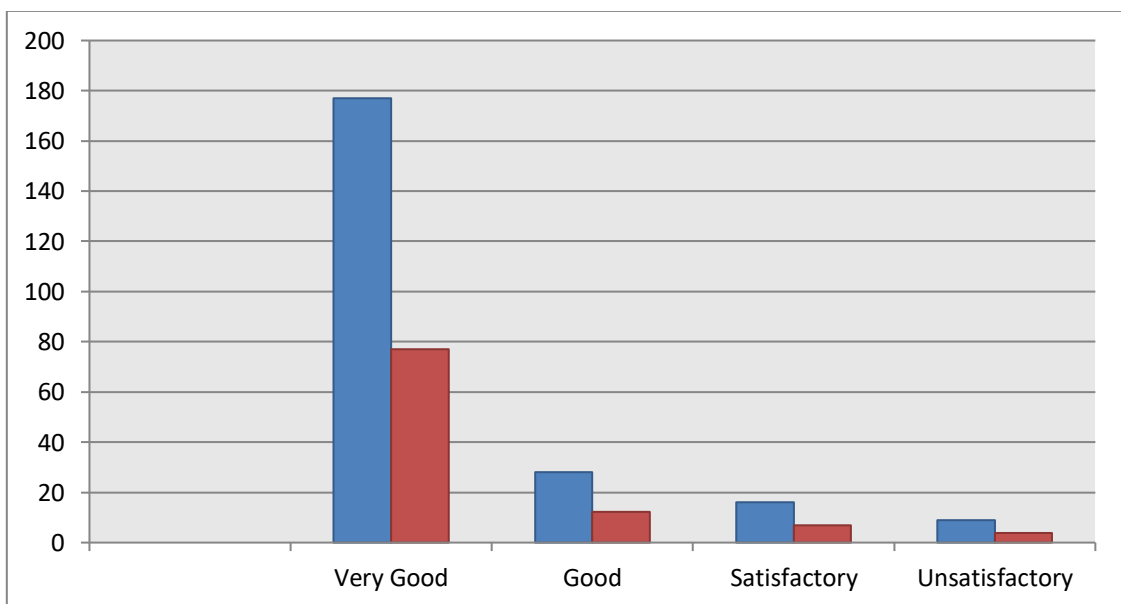
Shrimati Savitarani Narayandas Jawandhiya (S.S.N.J.) Mahavidyalaya, Deoli Dist. Wardha. (Maharashtra)				
DEPARTMENT OF HUMANITIES				
ANALYSIS OF STUDENT FEEDBACK FOR : 2014-2015				
STANDARD OF TEACHING				
	Very Good	Good	Satisfactory	Unsatisfactory
Response	174	31	18	7
Percentage	75.65	13.47	7.82	3.04



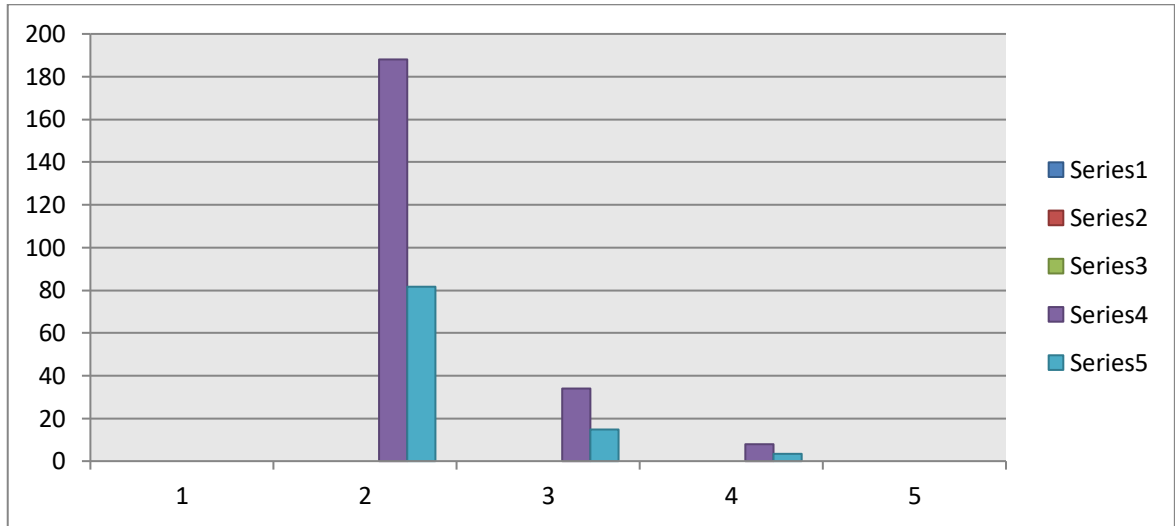
TEACHERS TAKE CLASSES REGULARLY			
	Yes	No	No Comments
Response	192	28	9
Percentage	83.47	12.62	3.91



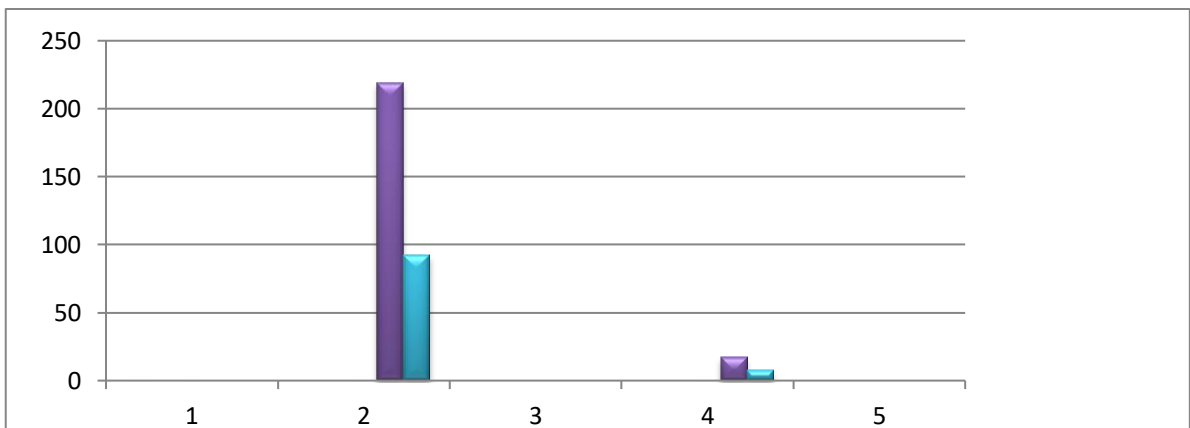
INTEREST GENERATED BY THE TEACHERS				
	Very Good	Good	Satisfactory	Unsatisfactory
Response	177	28	16	9
Percentage	76.95	12.18	6.96	3.91



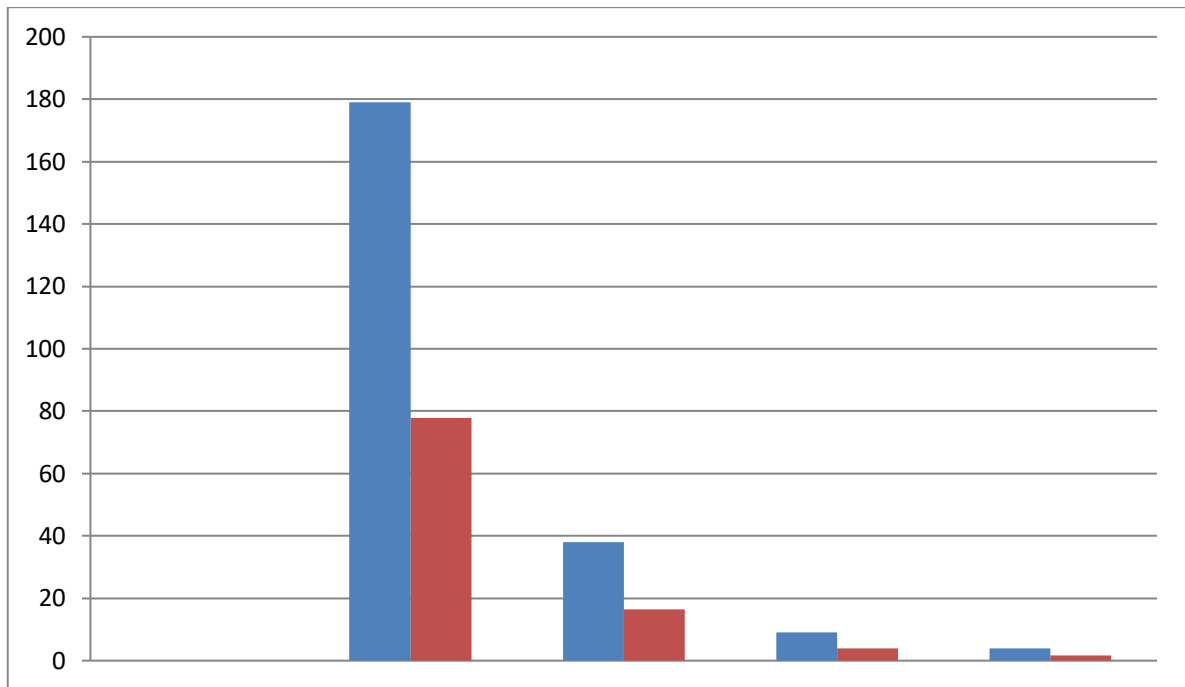
RELEVANCE AND ADDITIONAL SOURCE MATERIAL (LIBRARY)			
	Yes	No	No Comments
Response	188	34	8
Percentage	81.73	14.8	3.47



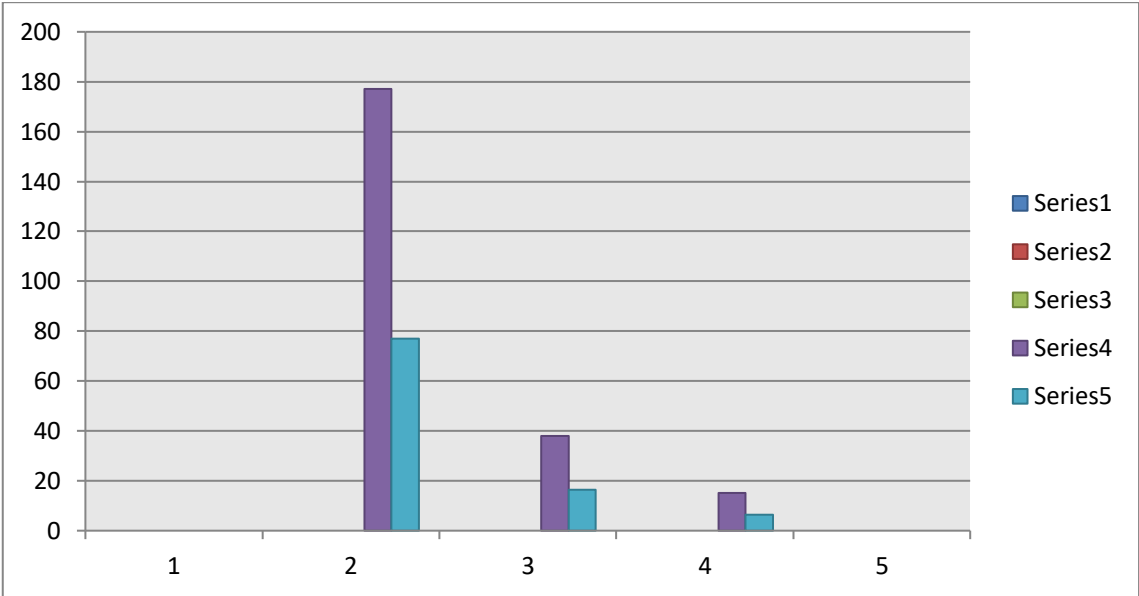
CLASSROOM FACILITIES		
Response	Yes	No
Percentage	219	17
	92.6	7.4



OVERALL ATMOSPHERE IN COLLEGE				
	Very Good	Good	Satisfactory	Unsatisfactory
Response	179	38	9	4
Percentage	77.82	16.53	3.92	1.73



ADMINISTRATION OF THE INSTITUTE			
	Yes	No	No Comments
Response	177	38	15
Percentage	76.96	16.52	6.52



CO-CURRICULAR ACTIVITIES			
	Yes	No	No Comments
Response	183	37	9
Percentage	79.56	16.08	3.91

